


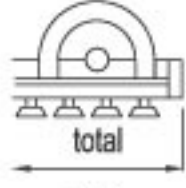







TRINCIATRICE PROFESSIONALE

PROFESSIONAL SHREDDER



DATI TECNICI

TECHNICAL DATA

CODICE	 cm	 cm	 Hp	 Kg	 r.p.m.	 r.p.m.	 n°	 n°	 n°	
ML 120	120	135	30-35	500	540	2250	4	12	36	
ML 140	140	155	35-40	567	540	2250	4	14	42	
ML 160	160	175	45-50	630	540	2250	4	16	48	
ML 180	180	195	50-60	700	540	2250	4	18	54	
ML 200	200	215	60-70	770	540	2250	5	20	60	
ML 225	225	240	70-75	847	540	2250	5	24	72	
ML 240	240	255	75-80	931	540	2250	5	26	78	
ML 260	260	275	80-85	1024	540	2250	5	28	84	
ML 280	280	295	85-90	1100	540	2250	5	32	96	
ML 300	300	315	90-100	1240	540	2250	5	36	108	

DOTAZIONE STANDARD

STANDARD EQUIPMENT

- Scatola ingranaggi con ruota libera 540 giri/min
- Rullo autopulente diam. 220
- Rotore diam. 220
- Cuscinetti orientabili a rulli
- Mazze o coltelli
- Controcoltello
- Cofano apribile per manutenzione
- Spostamento meccanico
- Albero cardanico
- Protezioni antinfortunistiche "CE"

- Gearbox with fifth wheel 540 r.p.m.
- Self-cleaning roller diameter 220
- Rotor diameter 220
- Adjustable roller bearings
- Hammers or knives
- Counter knife
- Open and closed casing (to check the rotor)
- Mechanical displacement
- Cardan shaft
- "CE" accident protections

ACCESSORI

ACCESSORIES

- Per gli accessori vedere a pag. 10

- For the accessories see pag. 10